

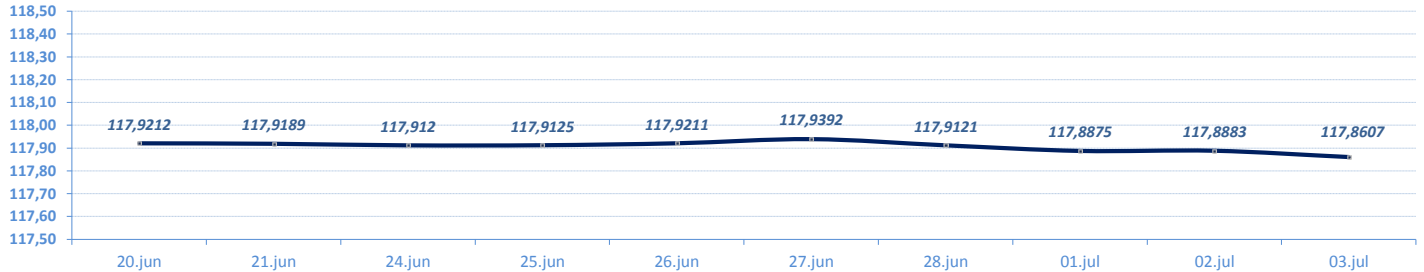
VESTI / NEWS

► **SREDNJI KURS EUR/RSD**: Dinar neznatno ojačao u odnosu na evro za 0,0276 dinara, srednji kurs **117,8607**. Obim međubankarske trgovine evrom na dan 02. jul do 12:30h iznosio je 2 miliona evra. NBS intervenisala na međubankarskom tržištu kupovinom 20 miliona evra (od početka godine ukupno prodala 130 miliona evra i kupila 1.165 miliona evra).

► **BEOGRADSKA BERZA**: **Ineksi zabeležili rast**, **BELEX15** viši za 0,52 odsto, **BELEXline** za 0,14 odsto. Promet **veći** u odnosu na prethodni dan, na regulisanom tržištu najviše trgovano akcijama Komercijalne banke, NIS-a, Messer Tehnogasa, Jubmes banke i Metalca.

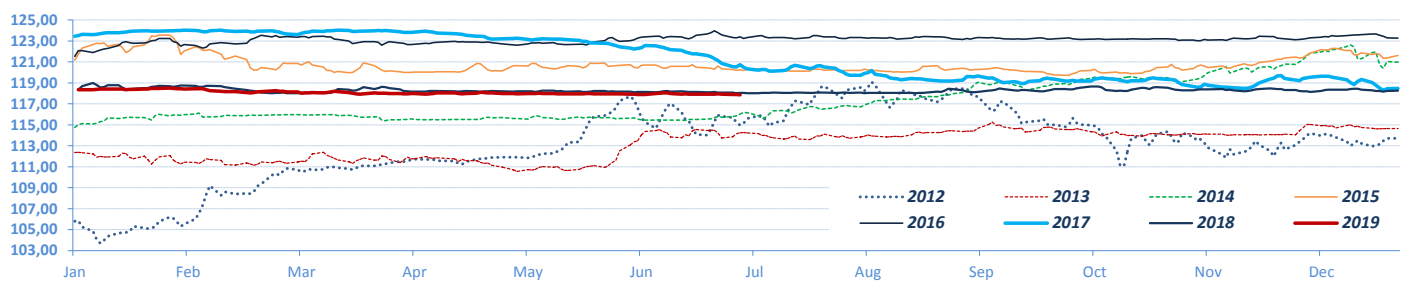
DEVIZNO TRŽIŠTE / FX MARKET

EUR / RSD (Srednji kurs / Official Middle Rate) ► 10 dana / 10 days

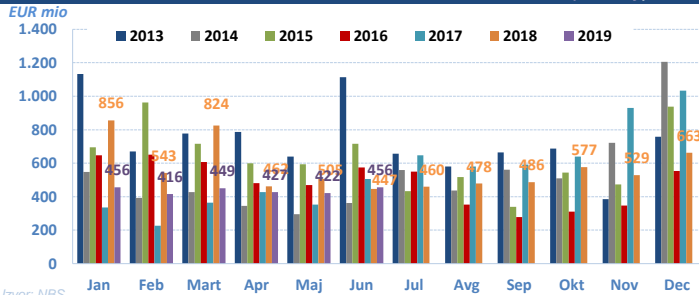


Izvor/Source: NBS

EUR / RSD (Srednji kurs/ Official middle rate) ► Jan -

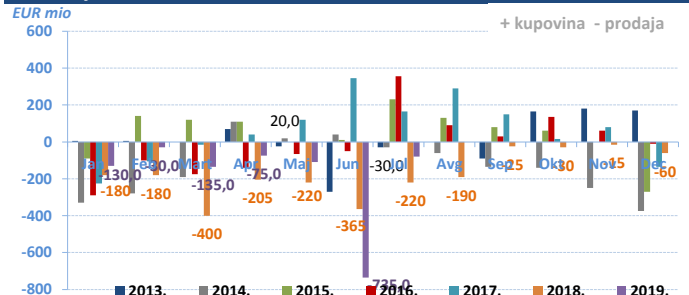


Promet na međubankarskom tržištu / Volumes on FX Interbank market (eur only)

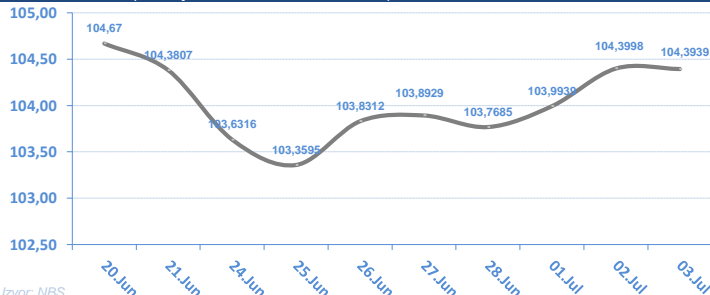


Izvor: NBS

Intervencije NBS na deviznom tržištu / NBS Interventions on FX interbank market

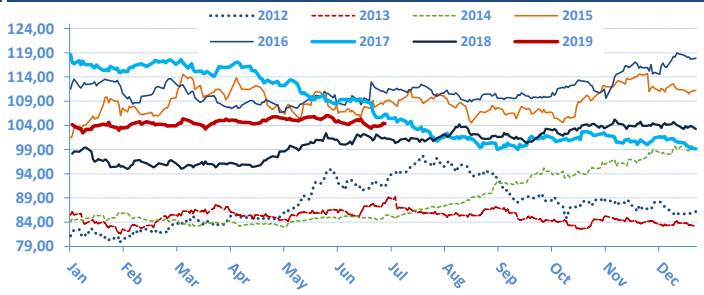


USD / RSD (Srednji kurs / Official middle rate) ► 10 dana / 10 days



Izvor: NBS

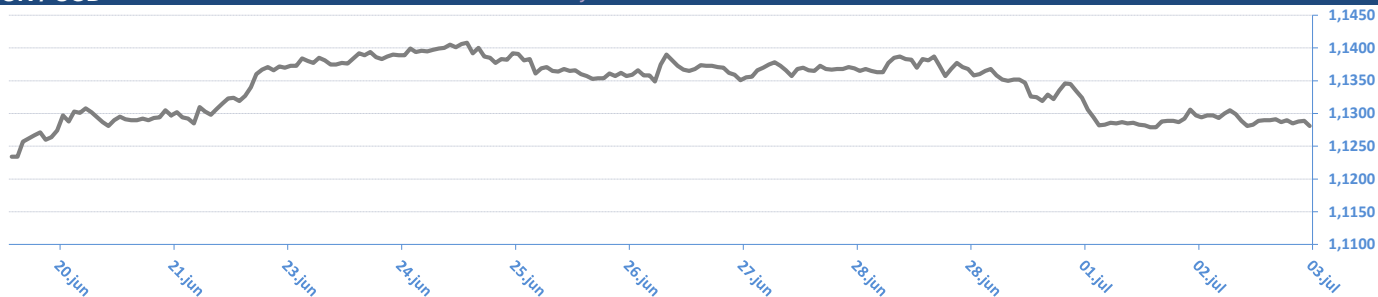
► Jan -



Monthly change	EUR/RSD	%	USD/RSD	%	Yearly change	EUR/RSD	%	USD/RSD	%
01.07.19	117,8875	-0,04%	103,9939	-1,42%	03.07.19	117,8607	-0,41%	104,3939	6,38%
03.06.19	117,9288	-0,03%	105,4914	-0,08%	03.01.19	118,3439	0,00%	104,1851	6,16%
03.05.19	117,9626	-0,01%	105,5783	0,57%	03.01.18	118,3431	-4,14%	98,1367	-17,25%
01.04.19	117,9759	-0,13%	104,9794	1,06%	04.01.17	123,4512	1,59%	118,6004	6,34%
01.03.19	118,1291	-0,25%	103,8772	0,32%	04.01.16	121,5145	0,30%	111,5324	9,90%
01.02.19	118,4266	0,07%	103,5469	-0,61%	05.01.15	121,1543	5,58%	101,4863	20,72%
03.01.19	118,3439	0,10%	104,1851	0,14%	03.01.14	114,7559	2,14%	84,0641	-1,67%
03.12.18	118,2313	-0,06%	104,0402	-0,27%	03.01.13	112,3495	6,20%	85,4889	5,32%
01.11.18	118,2984	-0,07%	104,3196	2,19%	04.01.12	105,7880	-0,21%	81,1693	2,16%
01.10.18	118,3868	0,19%	102,0840	0,29%	04.01.11	106,0156	10,47%	79,4541	18,48%
03.09.18	118,1567	0,08%	101,7890	0,71%	04.01.10	95,9679	7,17%	67,0635	4,25%
01.08.18	118,0618	0,04%	101,0717	-0,27%	05.01.09	89,5436	12,27%	64,3273	18,68%
02.07.18	118,0142		101,3432		03.01.08	79,7577		54,2016	

EUR / USD

► 10 dana / 10 days



EUR / USD



EUR / CHF

► 10 dana / 10 days



EUR / CHF



Izvor / Source: Reuters

03.07.2019 08:49:16

EUR / XX

Valutni par / CCY pair	Kupovni/BID	Prodajni/ASK
EUR/USD	1,1280	1,1283
EUR/JPY	121,3900	121,4100
EUR/GBP	0,8978	0,8979
EUR/CHF	1,1122	1,1127
EUR/DKK	7,4638	7,4643
EUR/NOK	9,6850	9,6905
EUR/SEK	10,5413	10,5443
EUR/CAD	1,4789	1,4792
EUR/AUD	1,6132	1,6135
EUR/HUF	322,9000	323,2500
EUR/CZK	25,4520	25,4590
EUR/PLN	4,2423	4,2436
EUR/HRK	7,3950	7,3980
EUR/RUB	71,4550	71,4793
EUR/NZD	1,6890	1,6892

USD / XX

Valutni par / CCY pair	Kupovni/BID	Prodajni/ASK
USD/EUR	0,8863	0,8863
USD/JPY	107,6100	107,6200
USD/GBP	0,7957	0,7959
USD/CHF	0,9858	0,9862
USD/DKK	6,6159	6,6167
USD/NOK	8,5857	8,5887
USD/SEK	9,3435	9,3450
USD/CAD	1,3108	1,3112
USD/AUD	1,4298	1,4300
USD/HUF	286,2800	286,4300
USD/CZK	22,5420	22,5720
USD/SKK	21,5460	21,6000
USD/PLN	3,7610	3,7625
USD/HRK	6,5535	6,5585
USD/RUB	63,3580	63,3670
USD/NZD	1,4968	1,4977

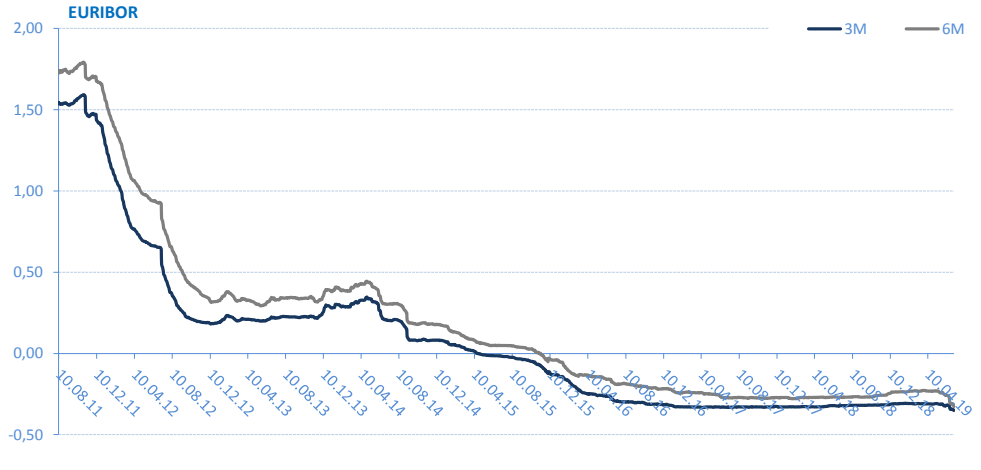
* Međunarodno devizno međubankarsko tržište / International FX Interbank Market

Izvor / Source: Reuters

EURIBOR

SW	-0,397
1M	-0,386
3M	-0,351
6M	-0,327
1Y	-0,233

* Izvor: Reuters; Objavljeno prethodnog radnog dana



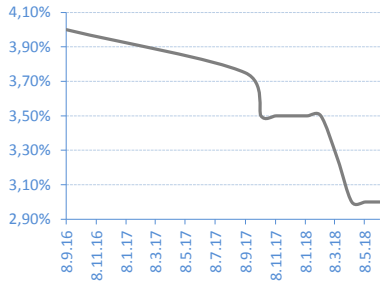
Kamatne stope Centralnih Banaka
Interest rates of Central banks

CB	Kamatna stopa/Interest rate
USD	2,50
EUR	0,00
GBP	0,75
CAD	1,75
AUD	1,00
JPY	0,10

* Izvor: Reuters; Objavljeno prethodnog radnog dana

REFERENTNA KAMATNA STOPA NBS / NBS Key Policy Rates

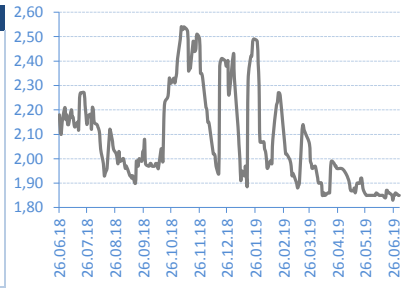
Date	Rate	Change (%)
08.06.18	3,00%	0,00%
10.05.18	3,00%	0,00%
12.04.18	3,00%	-7,69%
14.03.18	3,25%	-7,14%
08.02.18	3,50%	0,00%
11.01.18	3,50%	0,00%
07.12.17	3,50%	0,00%
09.11.17	3,50%	0,00%
09.10.17	3,50%	-6,67%
07.09.17	3,75%	



* Izvor/ Source : NBS

BEONIA

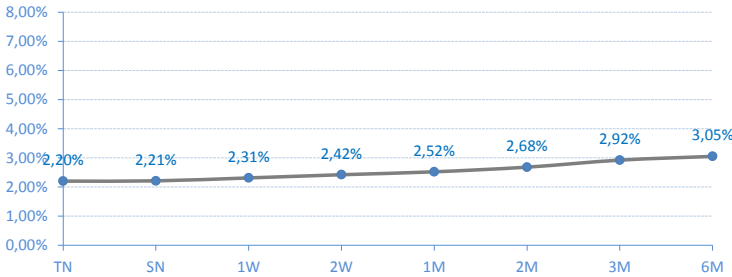
Date	Rate	Change (%)
02.07.19	1,85%	-0,54%
28.06.19	1,86%	0,54%
27.06.19	1,85%	0,00%
26.06.19	1,85%	1,09%
25.06.19	1,83%	-1,08%
24.06.19	1,85%	-0,54%
21.06.19	1,86%	0,00%
20.06.19	1,86%	-0,53%
19.06.19	1,87%	0,00%
18.06.19	1,87%	



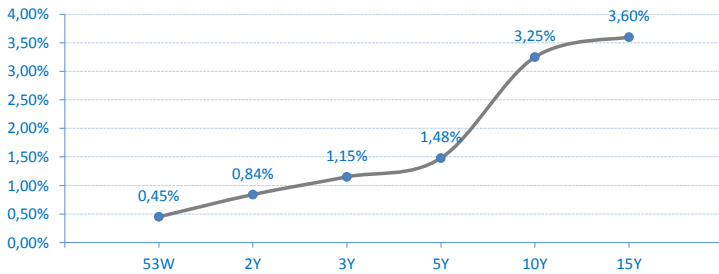
* Izvor/ Source : Reuters; Objavljeno prethodnog radnog dana / Published on previous working day

Kamatne stope/Prinos na tržištu / Market Interest Rates

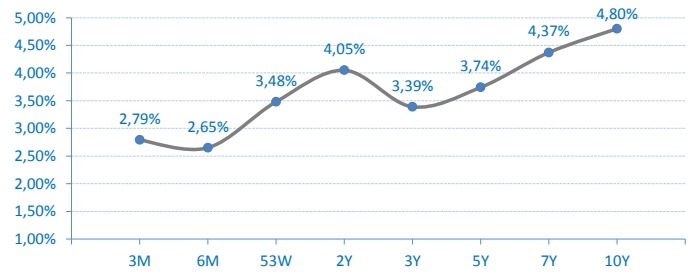
Belibor



Državne HOV Republike Srbije u Evrima - prinosi sa poslednje aukcije
Government bonds (EUR) of Republic of Serbia - yield on last primary auction



Državne HOV Republike Srbije u Dinarima - prinosi sa poslednje aukcije
Government bonds (RSD) of Republic of Serbia - yield on last primary auction



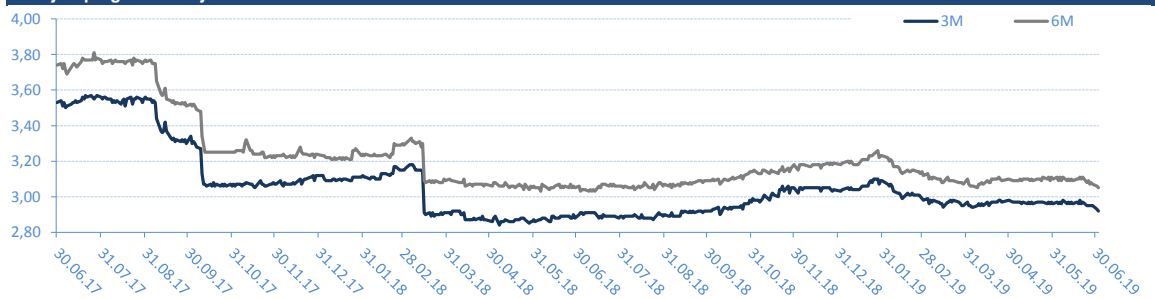
BELIBOR

Trenutne stope / Current rates

TN	2,20%
SN	2,21%
1W	2,31%
2W	2,42%
1M	2,52%
2M	2,68%
3M	2,92%
6M	3,05%

* Izvor/ Source : Reuters; Objavljeno prethodnog radnog dana / Published on previous working day

Istorijski pregled kretanja 6M i 3M Belibor-a / Historical overview of 6M and 3M Belibor rates



T-BILLS 3M - RSD

Date	Rate	Realisation
14.01.16	2,79%	100,00%
05.11.15	2,94%	100,00%
15.10.15	3,00%	92,18%
06.08.15	4,40%	96,26%
16.07.15	4,79%	98,47%
07.05.15	5,63%	92,92%
16.04.15	6,45%	100,00%
05.02.15	6,95%	45,05%



T-BILLS 6M - RSD

Date	Rate	Realisation
01.09.16	2,65%	23,03%
03.03.16	3,25%	96,46%
03.12.15	3,25%	97,22%
08.10.15	4,09%	100,00%
03.09.15	4,57%	87,90%
04.06.15	5,25%	93,30%
05.03.15	7,00%	21,33%
04.12.14	7,10%	100,00%



T-BILLS 53W - RSD

Date	Rate	Realisation
06.02.17	3,48%	17,91%
21.12.16	3,49%	32,22%
15.11.16	3,57%	45,64%
28.09.16	3,58%	52,92%
27.07.16	3,59%	49,07%
07.06.16	4,01%	78,06%
15.03.16	4,01%	16,73%
02.02.16	4,09%	63,42%



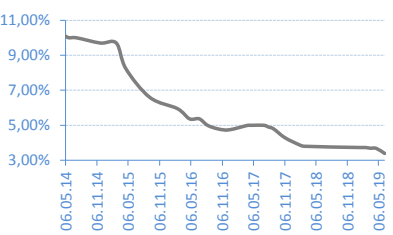
G-BONDS 2Y - RSD

Date	Rate	Realisation
24.10.17	4,05%	116,30%
13.06.17	4,65%	51,56%
16.05.17	4,65%	43,95%
21.03.17	4,65%	100,00%
13.02.17	4,74%	78,80%
10.01.17	4,74%	23,25%
13.06.16	4,30%	95,67%
10.03.16	4,95%	56,41%



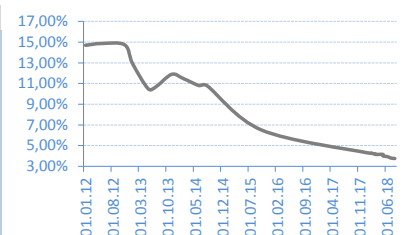
G-BONDS 3Y - RSD

Date	Rate	Realisation
11.06.19	3,39%	62,60%
23.04.19	3,68%	88,70%
19.03.19	3,69%	112,71%
20.02.19	3,73%	120,53%
15.01.19	3,73%	60,94%
28.02.18	3,80%	100,00%
30.01.18	3,88%	34,77%
06.11.17	4,29%	97,97%



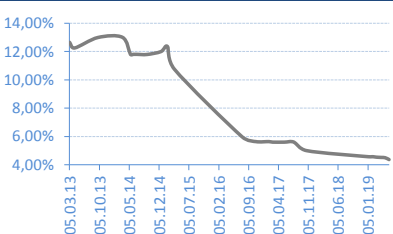
G-BONDS 5Y - RSD

Date	Rate	Realisation
11.09.18	3,74%	98,60%
14.08.18	3,75%	65,62%
17.07.18	3,80%	40,58%
05.06.18	3,95%	35,67%
22.05.18	3,99%	26,18%
08.05.18	4,15%	97,00%
24.04.18	4,15%	52,31%
10.04.18	4,15%	32,63%



G-BONDS 7Y - RSD

Date	Rate	Realisation
04.06.19	4,37%	267,04%
07.05.19	4,50%	134,27%
10.04.19	4,52%	75,42%
05.03.19	4,54%	58,46%
12.02.19	4,57%	34,68%
30.01.19	4,57%	30,41%
09.01.19	4,57%	52,59%
23.10.17	5,00%	100,00%



G-BONDS 10Y - RSD

Date	Rate	Realisation
07.08.18	4,80%	26,87%
10.07.18	4,85%	36,97%
15.05.18	4,90%	96,72%
03.04.18	5,17%	26,55%
20.03.18	5,17%	83,61%
06.03.18	5,20%	203,57%



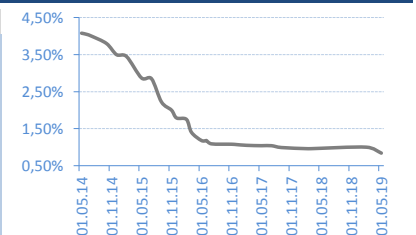
T-BILLS 53W - EUR

Date	Rate	Realisation
21.05.18	0,45%	100,00%
18.01.18	0,47%	98,00%
05.12.17	0,48%	100,00%
30.08.17	0,55%	50,00%
15.05.17	0,70%	91,30%
20.03.17	0,74%	60,00%
12.01.17	0,78%	46,20%
29.11.16	0,78%	100,00%



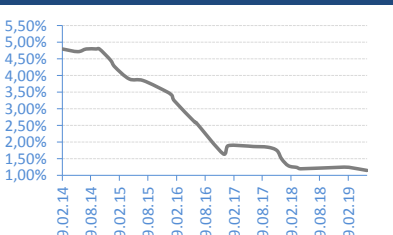
G-BONDS 2Y - EUR

Date	Rate	Realisation
27.05.19	0,84%	148,40%
19.02.19	1,00%	142,00%
22.03.18	0,96%	25,62%
01.02.18	0,96%	52,00%
14.09.17	0,99%	53,60%
12.07.17	1,04%	16,80%
23.05.17	1,04%	99,00%
14.02.17	1,05%	95,35%



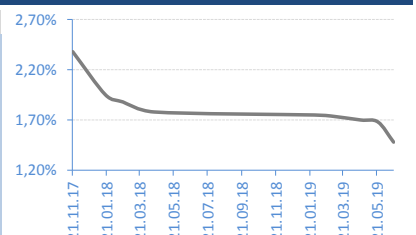
G-BONDS 3Y - EUR

Date	Rate	Realisation
18.06.19	1,15%	59,14%
12.03.19	1,23%	50,04%
23.01.19	1,25%	32,10%
20.04.18	1,20%	35,96%
28.03.18	1,24%	99,29%
02.02.18	1,29%	100,00%
21.12.17	1,49%	100,00%
20.11.17	1,75%	49,70%



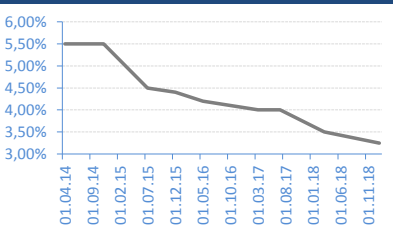
G-BONDS 5Y - EUR

Date	Rate	Realisation
20.06.19	1,48%	47,86%
23.05.19	1,68%	77,32%
22.04.19	1,70%	19,90%
27.02.19	1,74%	37,84%
29.01.19	1,75%	41,25%
16.04.18	1,78%	52,41%
19.02.18	1,88%	79,99%
19.01.18	1,95%	80,28%



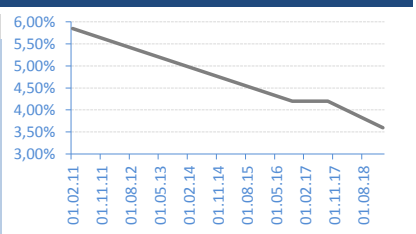
G-BONDS 10Y - EUR

Date	Rate	Realisation
16.01.19	3,25%	139,40%
26.03.18	3,50%	86,85%
13.07.17	4,00%	42,95%
15.03.17	4,00%	65,60%
25.05.16	4,20%	96,00%
04.12.15	4,40%	100,00%
28.07.15	4,50%	76,77%
19.11.14	5,50%	100,00%



G-BONDS 15Y - EUR

Date	Rate	Realisation
06.02.19	3,60%	100,00%
06.09.17	4,20%	70,13%
19.10.16	4,20%	100,00%



AKCIJE / Shares - REGULISANO TRŽIŠTE / REGULATED MARKET

Najtrgovanije HOV / Most Active

	Symbol	Closing price	% Change	Open	Max	Min	No of Trades	Volume	Volume RSD
Komercijalna banka a.d. Beograd	KMBN	3.091	3,62%	3.090	3.100	3.090	23	23.196	71.707.600
NIS a.d. Novi Sad	NIIS	686	-0,29%	683	690	683	53	8.265	5.671.977
Messer Tehnogas a.d. Beograd	TGAS	11.600	-0,79%	11.600	11.600	11.600	2	178	2.064.800
Jubmes banka a.d. Beograd	JMBN	6.211	0,02%	6.211	6.211	6.211	10	229	1.422.319
Metalac a.d. Gornji Milanovac	MTLC	2.005	0,25%	2.005	2.005	2.005	2	114	228.570

Dobitnici / Gainers

	Symbol	Closing price	% Change	Open	Max	Min	No of Trades	Volume	Volume RSD
Komercijalna banka a.d. Beograd	KMBN	3.091	3,62%	3.090	3.100	3.090	23	23.196	71.707.600
Metalac a.d. Gornji Milanovac	MTLC	2.005	0,25%	2.005	2.005	2.005	2	114	228.570
Jubmes banka a.d. Beograd	JMBN	6.211	0,02%	6.211	6.211	6.211	10	229	1.422.319

Gubitnici / Decliners

	Symbol	Closing price	% Change	Open	Max	Min	No of Trades	Volume	Volume RSD
Soja protein a.d. Becej	SJPT	170	-5,56%	170	170	170	1	508	86.360
Messer Tehnogas a.d. Beograd	TGAS	11.600	-0,79%	11.600	11.600	11.600	2	178	2.064.800
NIS a.d. Novi Sad	NIIS	686	-0,29%	683	690	683	53	8.265	5.671.977
Aerodrom Nikola Tesla a.d. Beograd	AERO	829	-0,24%	822	830	822	29	31	25.528

AKCIJE / SHARES - MTP

Najtrgovanije HOV / Most Active

	Symbol	Closing price	% Change	Bid (Volume)	Ask (Volume)	No of Trades	Volume	Volume RSD
Nova Pescara a.d. Deliblato	NPSC	835	0,00%	835	835	835	2	126
Intel Komunikacije a.d. Beograd	IMKM	487	24,87%	487	487	487	1	40
Invest - Import a.d. Beograd	INIM	3.500	0,00%	3500	3500	3500	1	11
Telefonkabl a.d. Beograd	TLKB	10.001	0,01%	10001	10001	10001	1	3

Dobitnici / Gainers

	Symbol	Closing price	% Change	Bid (Volume)	Ask (Volume)	No of Trades	Volume	Volume RSD
Intel Komunikacije a.d. Beograd	IMKM	487	24,87%	487	487	487	1	40
Telefonkabl a.d. Beograd	TLKB	10.001	0,01%	10001	10001	10001	1	3

Gubitnici / Decliners

	Symbol	Closing price	% Change	Bid (Volume)	Ask (Volume)	No of Trades	Volume	Volume RSD
--	--------	---------------	----------	--------------	--------------	--------------	--------	------------

Kontakti / Contacts:

Srđan Tomašević

srđjan.tomasevic@erstebank.rs

Trgovanje / Trading

011/220 9116

Aleksandar Zarić

aleksandar.zaric@erstebank.rs

Prodaja / Sales

011/220 9198

Aleksandra Parčetić

aleksandra.parcetic@erstebank.rs

Brokersko poslovanje / Brokerage

011/220 9159

Vladimir Vulević

vladimir.vulevic@erstebank.rs

Podrška i Razvoj / Support and Development

011 / 201 50 50

Nenad Đurović

nenad.djurovic@erstebank.rs

Trgovanje / Trading

011/ 220 9115

Dušan Stević

dusan.stevic@erstebank.rs

Prodaja / Sales

011/220 9118

Danijela Stojanović

danijela.stojanovic@erstebank.rs

Prodaja / Sales

011/ 220 9132

Marija Đorđević

marija.djordjevic@erstebank.rs

Brokersko poslovanje / Brokerage

011/220 9110

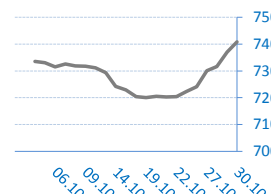
Izveštaj sačinio / Prepared by: Sektor sredstava / Treasury division

Informacije i cene iz ovog pregleda dobijene su iz izvora za koje verujemo da su pouzdani ali ne garantujemo njihovu tačnost i potpunost. Navedene informacije su važeće samo u trenutku njihovog sastavljanja a objavljuju se u čiju opšteg informisanja, pri čemu ne predstavljaju bilo kakav oblik investicionog saveta niti preporuke za investiranje niti na bilo koji način obavezuju Erste Bank ad Novi Sad u pogledu odgovornosti za štetu nastalu upotrebom informacija iz ovog pregleda.

The information and prices in this review are obtained from sources that we believe are reliable, but we do not guarantee their accuracy and completeness. The mentioned information is valid only at the time of their compilation and are published in the general information, whereby they do not represent any form of investment advice or recommendations for investing or in any way obligate Erste Bank ad Novi Sad in respect of liability for damages arising from the use of information referred to in of this review.

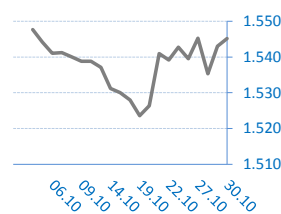
BELEX15

Vrednost / Value	740,81
Promena / Change	3,84
%	0,52%



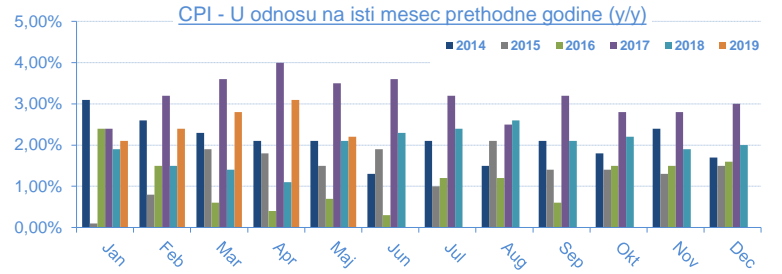
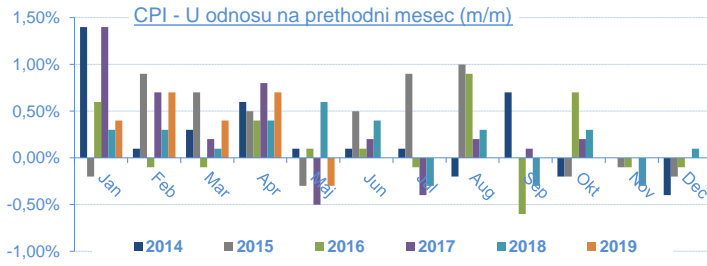
BELEXline

Vrednost / Value	1.545,15
Promena / Change	2,14
%	0,14%



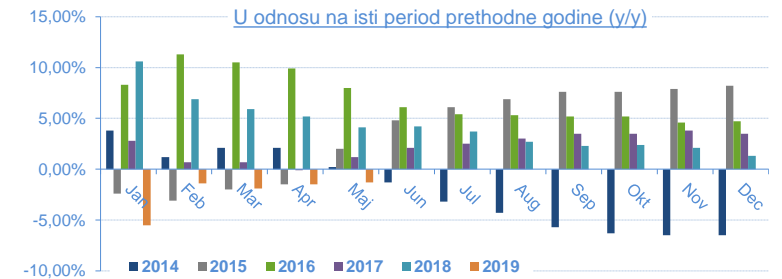
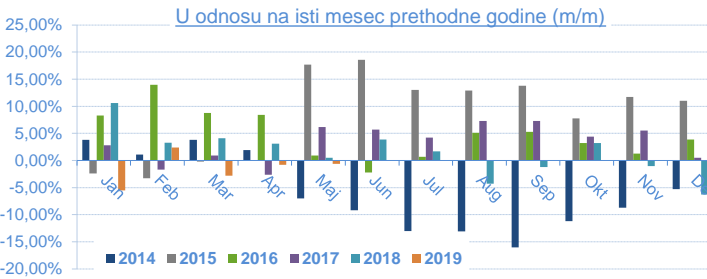
Indeks potrošačkih cena (Consumer Price Index - CPI) / 2018

	Jan	Feb	Mar	Apr	Maj	Jun	Jul	Aug	Sep	Okt	Nov	Dec
U odnosu na prethodni mesec (m/m)	0,40%	0,70%	0,40%	0,70%	-0,30%							
U odnosu na isti mesec 2018. (y/y)	2,10%	2,40%	2,80%	3,10%	2,20%							
U odnosu na decembar 2018.		1,10%	1,50%	2,30%	2,00%							
Datum objavljivanja / Published date	22.02.19	12.03.19	12.04.19	13.05.19	12.06.19							



INDUSTRIJSKA PROIZVODNJA / Industrial production / 2019

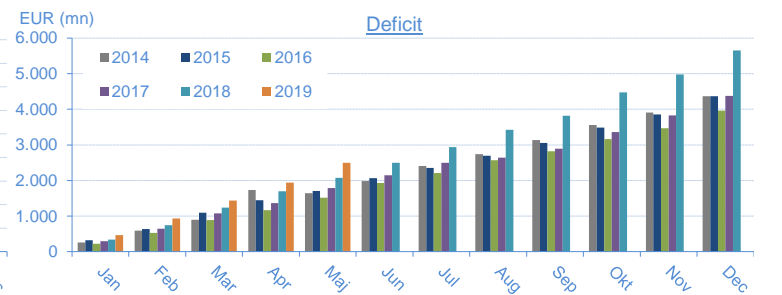
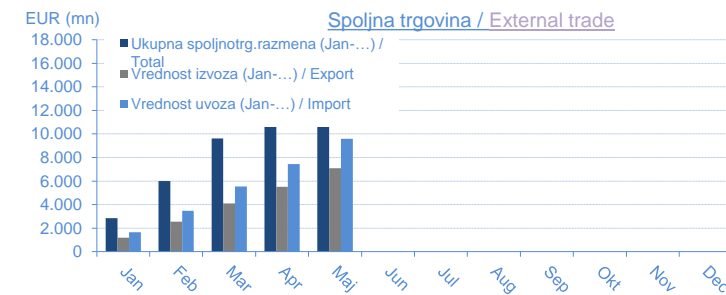
	Jan	Feb	Mar	Apr	Maj	Jun	Jul	Aug	Sep	Okt	Nov	Dec
U odnosu na isti mesec 2018 (m/m)	-5,50%	2,40%	-2,80%	-0,80%	-0,60%							
U odnosu na isti period 2018 (jan-...) (y/y)	-5,50%	-1,40%	-1,90%									
U odnosu na prosek 2018	-12,20%	-7,40%	2,30%	-4,40%	1,10%							
Datum objavljivanja / Published date	28.02.19	29.03.19	30.04.19	31.05.19	28.06.19							



SPOLJNOTRGOVINSKA ROBNA RAZMENA / External Trade / 2019

* u eur mln

Mesec/Month	Jan	Feb	Mar	Apr	Maj	Jun	Jul	Aug	Sep	Okt	Nov	Dec
Ukupna spoljnotrg.razmena (Jan-...) / Total	2.840,40	6.015,80	9.626,40	12.958,60	16.675,50							
Promena / Yearly change	7,80%	9,80%	8,10%	8,30%	9,70%							
Vrednost izvoza (Jan-...) / Export	1.186,90	2.539,90	4.092,80	5.510,50	7.087,40							
Promena / Yearly change	3,00%	7,10%	6,90%	7,30%	8,30%							
Vrednost uvoza (Jan-...) / Import	1.653,50	3.475,90	5.533,60	7.448,10	9.588,10							
Promena / Yearly change	11,50%	11,70%	9,00%	9,00%	10,80%							
Deficit (jan-...)	466,70	936,00	1.440,80	1.937,70	2.500,70							
Promena / Yearly change	40,90%	26,50%	15,60%	14,20%	18,80%							
Pokrivenost uvoza izvozom (Export/Import ratio)	71,80%	73,10%	74,00%	74,00%	73,90%							
Datum objavljivanja / Published date	12.03.19	29.03.19	30.04.19	31.05.19	28.06.19							



BUDŽETSKI BALANS / Budget balance

* u rsd mln

Budžetski balans u 2018.	32.183,97
January 2019	23.620,61
February 2019	-1.429,81
March 2019	-6.363,12
April 2019	-10.322,94
May 2019	
June 2019	
July 2019	
August 2019	
September 2019	
October 2019	
November 2019	
December 2019	
Budžetski balans u 2019. / Total 2019	5.504,74
Planirani deficit u 2019. / Planned	-3.344,12
Ostvarenje plana / Realisation	
Datum ažuriranja / Published date	04.06.19

